

Scaled data based on original data using
LM-79-08 Approved Method: Electrical and Photometric Measurements of Solid-
State Lighting Products

Test Report Prepared for
Cooper Lighting Solutions
(formerly Eaton)

Brand: STREETWORKS

Report Number: P653142

Luminaire Tested: **GLAN-SA1D-840-U-5NQ-GRSWH**

Issue Date: 5/27/2021

Test Information

Test Method: LM-79-08
Report Number: P653142
TEST IS SCALED FROM IESNA LM-79-08 TEST DATA (G3-2011-057-6)
Test Lab: INNOVATION CENTER
Issue Date: 5/27/2021
Manufacturer: COOPER LIGHTING SOLUTIONS (FORMERLY EATON)
Product Line: STREETWORKS
Catalog Number: GLAN-SA1D-840-U-5NQ-GRSWH
Description: GALLEON AREA AND ROADWAY LUMINAIRE
(1) 80 CRI, 4000K, 1200mA LIGHTSQUARE WITH 16 LEDS AND TYPE V NARROW OPTICS WITH WHITE GLARE REDUCTION SHIELD
Light Source: -
Ballast/Driver: ELECTRONIC DRIVER

Summary

Lumens per Lamp: N/A
Luminaire Lumens: 5929 lumens
Efficiency: N/A
Efficacy: 91.2 lumens/watt
Luminous Opening: Rectangular (W 0.5' x L: 0.5' x H: 0')
IES Classification: Type V - Short
BUG Rating: B2 - U0 - G1

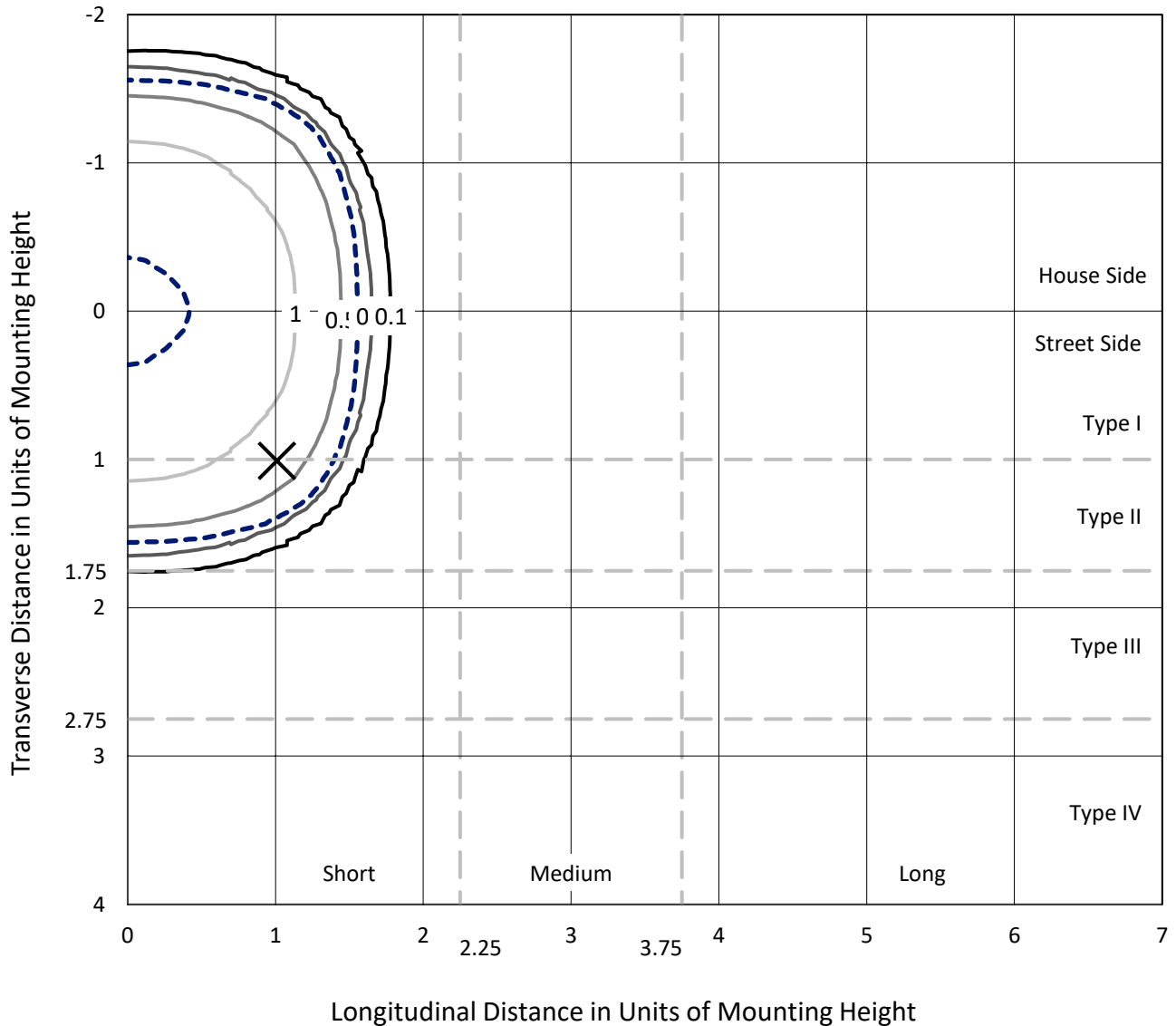
Input Watts (W): 65
Input Voltage (V): NR
Input Current (Ain): NR
Voltage Rise (V): NR
Power Factor: NR
Total Harmonic Distortion (THDi): NR
Frequency (hertz): 60
Stabilization Time: NR
Operation Time: NR
Ambient Temperature (°C): NR
Test Distance: 24 FT



REPORT NUMBER: P653142
 CATALOG NUMBER: GLAN-SA1D-840-U-5NQ-GRSWH

Iso-Footcandle Lines of Horizontal Illumination

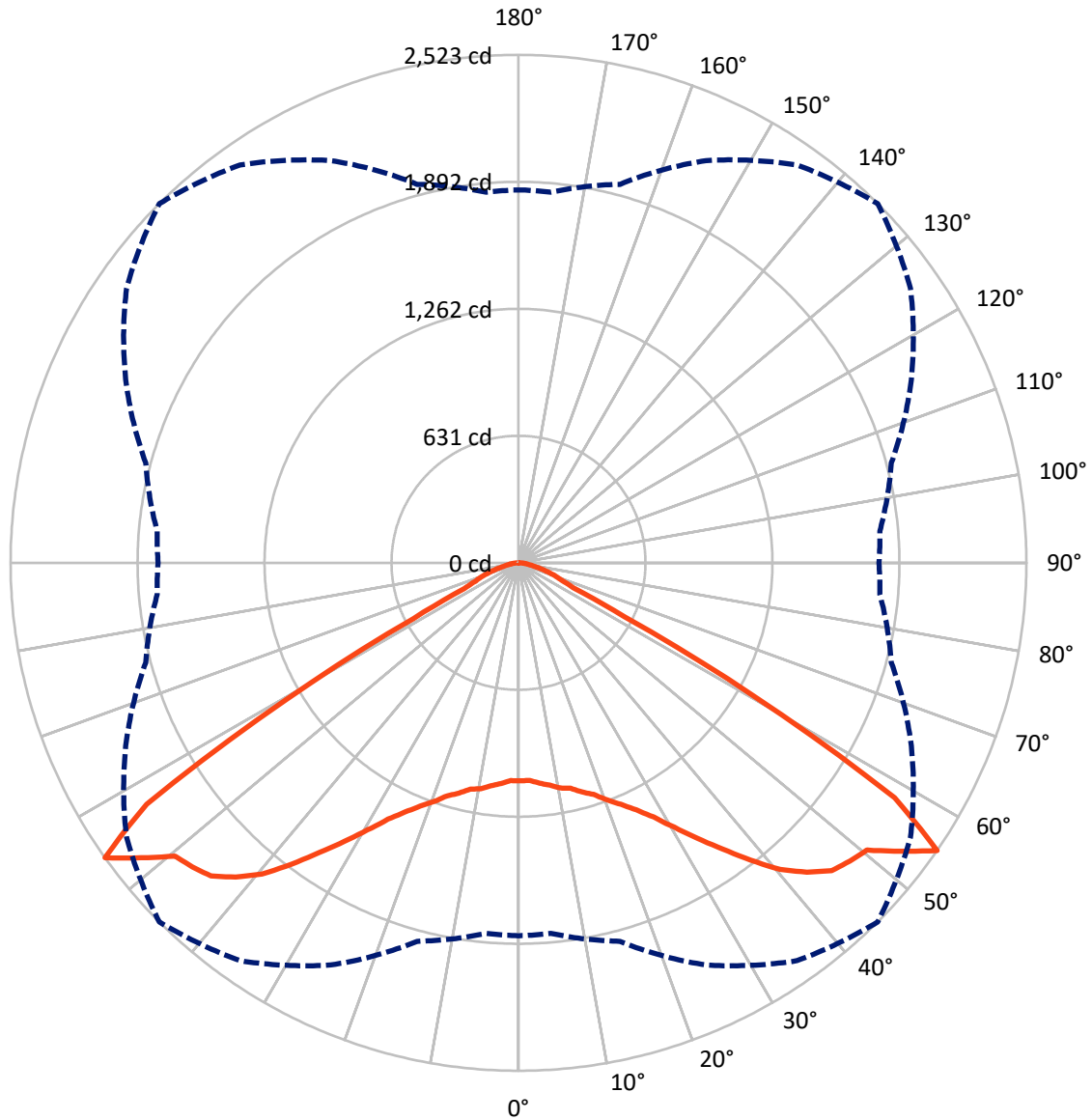
× Max cd
 - - - 1/2 Max cd



Based on 25 foot mounting height. Maximum calculated value = 1.7 fc
 Type V - Short - N/A

REPORT NUMBER: P653142
CATALOG NUMBER: GLAN-SA1D-840-U-5NQ-GRSWH

Luminous Intensity Polar Plot



— Vertical Plane Through 45-Deg Lateral - - - Horizontal Cone Through 55-Deg Vertical

REPORT NUMBER: P653142
 CATALOG NUMBER: GLAN-SA1D-840-U-5NQ-GRSWH

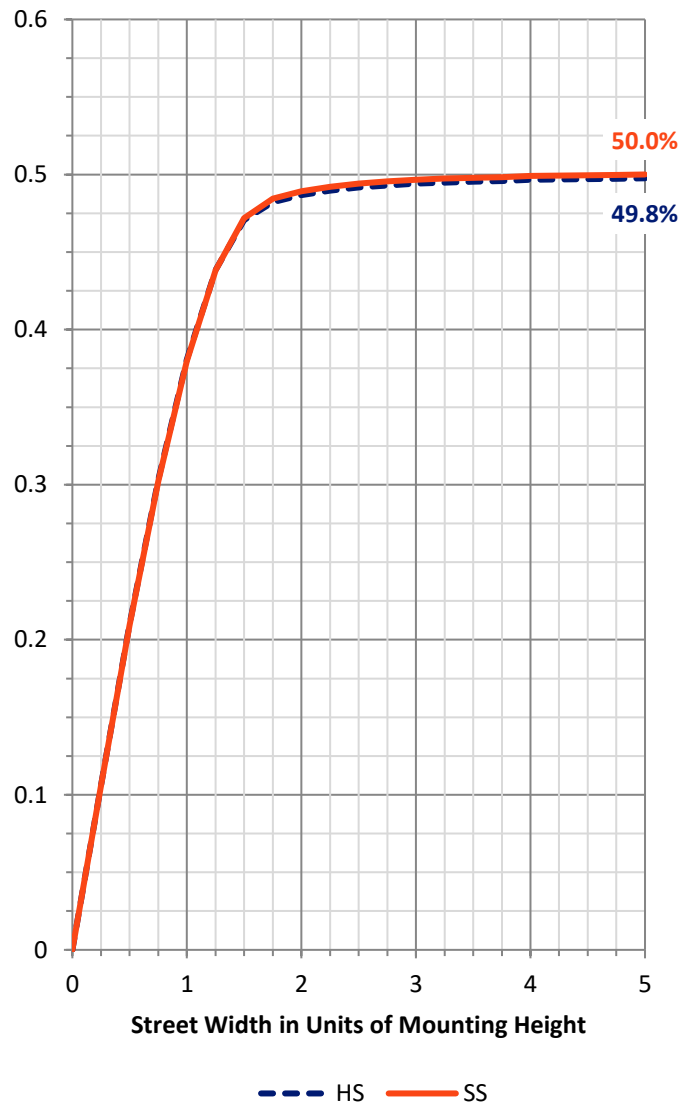
FLUX DISTRIBUTION:

		Downward	Upward	Total
House Side	Lumens	2964.5	0.0	2964.5
	% Fixture	50.0	0.0	50.0
Street Side	Lumens	2964.5	0.0	2964.5
	% Fixture	50.0	0.0	50.0
Total	Lumens	5929.0	0.0	5929.0
	% Fixture	100.0	0.0	100.0

ZONAL LUMENS:

Zone	Lumens	% Fixture
0°-10°	105.8	1.8
10°-20°	335.1	5.7
20°-30°	624.8	10.5
30°-40°	1046.2	17.6
40°-50°	1627.9	27.5
50°-60°	1690.3	28.5
60°-70°	358.5	6.0
70°-80°	118.1	2.0
80°-90°	22.5	0.4
90°-100°	0.0	0.0
100°-110°	0.0	0.0
110°-120°	0.0	0.0
120°-130°	0.0	0.0
130°-140°	0.0	0.0
140°-150°	0.0	0.0
150°-160°	0.0	0.0
160°-170°	0.0	0.0
170°-180°	0.0	0.0
0°-90°	5929.0	100.0
0°-180°	5929.0	100.0

Coefficient of Utilization



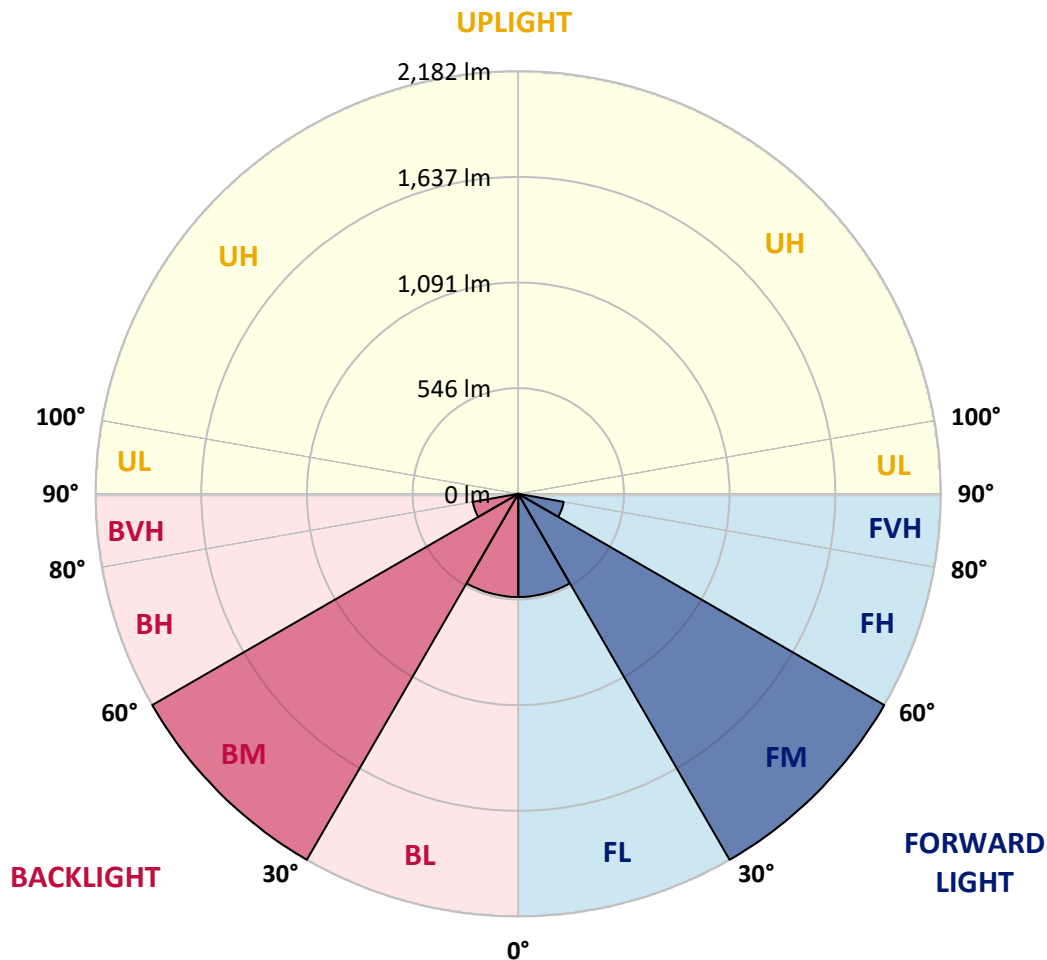
REPORT NUMBER: P653142
 CATALOG NUMBER: GLAN-SA1D-840-U-5NQ-GRSWH

LUMINAIRE CLASSIFICATION SYSTEM LUMEN TABLE AND BUG RATING:

Zone	Lumens	% Fixture	Zone Rating/Lumen Limit		
			B	U	G
FL (0°-30°)	532.8	9.0			
FM (30°-60°)	2182.2	36.8			
FH (60°-80°)	238.3	4.0			G0/660
FVH (80°-90°)	11.2	0.2			G1/100
BL (0°-30°)	532.8	9.0	B2/1000		
BM (30°-60°)	2182.2	36.8	B2/2500		
BH (60°-80°)	238.3	4.0	B1/500		G0/660
BVH (80°-90°)	11.2	0.2			G1/100
UL (90°-100°)	0.0	0.0		U0/0	
UH (100°-180°)	0.0	0.0		U0/0	

BUG Rating: B2-U0-G1

Type V Short





REPORT NUMBER: P653142

CATALOG NUMBER: GLAN-SA1D-840-U-5NQ-GRSWH

CANDELA DISTRIBUTION (FULL):

	0°	5°	15°	25°	35°	45°	55°	65°	75°	85°	90°
0°	1082.5	1082.5	1082.5	1082.5	1082.5	1082.5	1082.5	1082.5	1082.5	1082.5	1082.5
2.5°	1095.5	1090.4	1081.9	1088.3	1093.3	1082.5	1086.8	1089.0	1087.6	1081.9	1084.0
5°	1111.2	1108.4	1101.2	1106.2	1099.8	1099.8	1095.5	1089.7	1098.3	1096.9	1100.4
7.5°	1111.2	1107.6	1122.0	1112.6	1115.5	1115.5	1108.4	1102.6	1106.9	1100.4	1096.9
10°	1133.4	1138.5	1132.0	1134.2	1132.7	1137.7	1126.9	1123.4	1119.8	1117.7	1113.4
12.5°	1159.9	1156.4	1158.5	1157.0	1162.1	1149.2	1142.8	1134.8	1141.3	1132.0	1138.5
15°	1181.4	1179.3	1181.4	1187.2	1182.1	1181.4	1170.0	1162.1	1152.1	1154.2	1144.2
17.5°	1210.8	1208.7	1209.4	1214.4	1213.6	1210.1	1201.5	1186.5	1182.9	1177.1	1170.7
20°	1254.5	1250.9	1249.5	1251.7	1255.2	1258.1	1240.9	1235.2	1223.0	1213.6	1202.9
22.5°	1291.8	1290.3	1296.1	1286.7	1294.6	1303.2	1286.7	1283.9	1253.8	1248.8	1237.3
25°	1343.3	1341.2	1337.6	1351.2	1360.6	1359.8	1344.1	1328.3	1305.4	1299.7	1299.7
27.5°	1397.8	1385.6	1404.2	1407.8	1424.3	1429.3	1415.7	1392.8	1371.3	1359.1	1362.0
30°	1465.9	1454.4	1458.7	1484.4	1506.0	1524.6	1490.3	1456.5	1426.4	1405.0	1401.4
32.5°	1533.9	1522.5	1535.3	1560.4	1603.5	1631.4	1597.6	1538.9	1503.8	1472.3	1478.7
35°	1589.1	1597.6	1618.4	1656.4	1700.8	1746.0	1692.3	1647.1	1597.0	1561.8	1566.9
37.5°	1678.0	1704.5	1720.9	1764.6	1827.7	1874.3	1818.3	1759.6	1705.9	1660.0	1644.2
40°	1794.0	1811.9	1830.5	1882.1	1956.6	2003.2	1950.2	1873.5	1820.5	1773.2	1771.1
42.5°	1921.5	1938.7	1958.0	2021.1	2065.5	2100.6	2051.9	2011.1	1952.3	1915.0	1912.9
45°	2069.8	2057.7	2079.1	2120.7	2157.9	2180.9	2149.3	2129.3	2087.0	2052.6	2049.0
47.5°	2168.7	2157.9	2196.6	2233.9	2239.6	2214.5	2221.0	2239.6	2195.2	2138.6	2156.5
50°	2226.0	2226.0	2251.8	2286.2	2275.4	2243.2	2294.1	2295.5	2251.1	2200.9	2200.9
52.5°	2126.4	2148.7	2221.7	2334.2	2370.0	2379.4	2367.8	2319.1	2203.1	2100.6	2095.6
55°	1852.7	1847.8	1946.6	2204.5	2413.0	2523.3	2377.2	2153.0	1917.2	1801.8	1790.4
57.5°	1205.1	1210.8	1358.4	1621.4	1997.5	2203.1	1956.6	1641.4	1358.4	1199.4	1214.4
60°	542.4	561.7	651.3	847.6	1170.7	1338.4	1173.5	890.5	683.5	593.2	601.1
62.5°	311.7	315.2	318.8	378.3	498.6	589.6	518.0	399.8	352.5	336.7	336.7
65°	262.9	260.8	261.5	266.5	279.4	298.1	290.1	279.4	280.8	279.4	277.3
67.5°	223.5	226.4	224.2	227.8	228.6	231.4	236.4	240.7	241.5	242.9	241.5
70°	183.4	184.1	185.5	188.5	189.1	191.3	198.5	202.0	204.2	204.2	207.1
72.5°	140.4	139.7	141.1	144.0	147.6	148.3	154.7	159.8	162.6	159.0	159.8
75°	92.4	93.1	95.3	97.5	102.4	107.5	109.6	114.6	115.4	116.8	113.2
77.5°	55.2	56.6	58.8	63.1	67.4	71.7	76.7	80.2	81.7	80.2	75.9
80°	35.8	35.8	38.7	42.3	47.3	50.9	53.7	56.6	58.8	56.6	55.2
82.5°	22.2	22.2	25.8	30.1	33.6	35.8	40.1	43.7	45.8	44.4	42.3
85°	11.4	12.2	15.1	18.6	21.5	23.0	22.2	20.1	17.9	17.2	15.7
87.5°	3.6	3.6	4.3	4.3	3.6	3.6	4.3	3.6	4.3	4.3	4.3
90°	0.0	0.0	0.0	0.0	0.0	0.0	0.0	0.0	0.0	0.0	0.0

(END OF REPORT)